


CPDL4(E)DD2



4 sq.mm Terminal Blocks with diode circuit - DD2 configuration

Double Level Terminal Block are available with Diode Circuit for Lamp testing

TECHNICAL DATA

Rated Voltage	500 V
Rated Current	1 A
Housing Material	Polymide
Standard Colour	Grey
Product Function	With Electronic Components: Diode/Resistor
Wire Entry Orientation	Top Entry
Mounting Possibility	DIN 35/DIN 35-15 Rail
Rated Surge Voltage	8 KV
Pollution Degree	3

CONNECTION DATA

Conductor Cross Section Stranded min.	0.2 mm ²
Conductor Cross Section Stranded max.	4 mm ²
Conductor Cross Section AWG/Kcmil min	24 AWG
Conductor Cross Section AWG/Kcmil max	10 AWG
Conductor Cross Section Stranded with Ferrule/Lug min	0.2 mm ²
Conductor Cross Section Stranded with Ferrule/Lug max	4 mm ²
2 Conductors with same Cross Section Stranded min	0.2 mm ²
2 Conductor with same Cross Section Stranded max	2.5 mm ²
Conductor Cross Section Solid min	0.2 mm ²
Conductor Cross Section Solid max	6 mm ²
2 Conductors with same Cross Section Stranded with TWIN Ferrule/Lug min	0.2 mm ²
2 Conductor with same Cross Section Stranded with TWIN Ferrule/Lug max	0.5 mm ²
Stripping Length	11 mm
Internal Cylindrical Gauge	B3

DIMENSIONS

Height with DIN 35 x 15 mm rail	57 mm
Height with DIN 35 x 7.5 mm rail	49.6 mm
Length	81.6 mm
Width (Thickness)	6 mm

DIODE SPECIFICATIONS

Diode Type	1N4007
Diode Forward Current	1 A
Diode Maximum Voltage	1000 V
Diode Type	1N4007

DIODE SPECIFICATIONS

Diode Forward Current	1 A
Diode Maximum Voltage	1000 V
Diode Type	1N4007
Diode Forward Current	1 A
Diode Maximum Voltage	1000 V
Diode Type	1N4007
Diode Forward Current	1 A
Diode Maximum Voltage	1000 V


ORDERING INFORMATION

CAT. NO.	DESCRIPTION	STD. PACK
CPDL4(E)DD2	4 sq.mm Terminal Block with electronic components in Grey colour.	50

ACCESSORIES



IMAGES	CAT. NO.	DESCRIPTION	STD. PACK
	CA701-1M	Din 35 Rail unslotted 1 meter	50
	CA701-2M	Din 35 Rail unslotted 2 meter	50
	CA701-2M-S	Din 35 Rail slotted 2 meter	50
	CA701-1M-S	Din 35 Rail slotted 1 meter	50
	CA701-15-1M	Din 35 Rail 15 deep unslotted 1 meter	50
	CA701-15-1M-S	Din 35 Rail 15 deep slotted 1 meter	50
	CA701-15-2M	Din 35 Rail 15 deep unslotted 2 meter	50
	CA701-15-2M-S	Din 35 Rail 15 deep slotted 2 meter	50
	CA103	EndClamp in Polyamide suitable for Din 35/Din 35-15 rails	50
	CA104	EndClamp in Polyamide suitable for Din 35/Din 35-15 rails	50
	JX4/2	Shorting Link for 6 mm wide TB	100
	JX4/3	Shorting Link for 6 mm wide TB	50
	JX4/4	Shorting Link for 6 mm wide TB	50
	JX4/5	Shorting Link for 6 mm wide TB	50
	JX4/8	Shorting Link for 6 mm wide TB	10
	JX4/10	Shorting Link for 6 mm wide TB	10
	CA509/K6	Blank Marking Tag	100

CPDL4(E)DD2



connectwell
THE RIGHT CONNECTION

ACCESSORIES

IMAGES	CAT. NO.	DESCRIPTION	STD. PACK
	SCS0.5/3	Electricians Screwdriver for slotted screws	10
	EPCPDL4	End Plate in Grey Colour	50

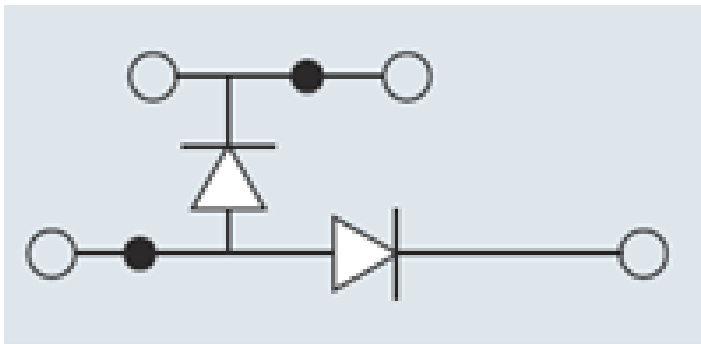
APPROVALS



NOTES

The Rated current is with the use of copper (Cu) conductor/Wire

CIRCUIT DIAGRAM



RATINGS AS PER STANDARDS

STANDARDS	UL 1059	IEC/EN60947-7-1
Conductor Cross Section Stranded min.	24 AWG	0.2 mm ²
Conductor Cross Section Stranded max.	10 AWG	4 mm ²
Rated Voltage	300 V	500 V
Rated Current	1 A	1 A