


CF4SPD3



4 sq.mm screw clamp diode D3 (1N5820) Configuration Terminal Block

Terminal Block are available with 1N5820 Diode Circuits.

TECHNICAL DATA

Rated Voltage	1000 V
Tightening Torque	0.5 Nm
Housing Material	Polymide
Product Function	With Electronic Components: Diode/Resistor
Wire Entry Orientation	Side Entry
Mounting Possibility	DIN 32/DIN 35/DIN 35-15 Rail
Screw Size	M3
Operated by	Screwdriver

CONNECTION DATA

Conductor Cross Section Stranded min.	0.2 mm ²
Conductor Cross Section Stranded max.	4 mm ²
Conductor Cross Section AWG/Kcmil min	24 AWG
Conductor Cross Section AWG/Kcmil max	10 AWG
Conductor Cross Section Stranded with Ferrule/Lug min	0.2 mm ²
Conductor Cross Section Stranded with Ferrule/Lug max	4 mm ²
2 Conductors with same Cross Section Stranded min	0.2 mm ²
2 Conductor with same Cross Section Stranded max	2.5 mm ²
Conductor Cross Section Solid min	0.2 mm ²
Conductor Cross Section Solid max	6 mm ²
2 Conductors with same Cross Section Stranded with TWIN Ferrule/Lug min	0.2 mm ²
2 Conductor with same Cross Section Stranded with TWIN Ferrule/Lug max	2.5 mm ²
Stripping Length	8 mm
Internal Cylindrical Guage	A4

DIMENSIONS

Height with DIN 32 rail	75 mm
Height with DIN 35 x 15 mm rail	77.5 mm
Height with DIN 35 x 7.5 mm rail	70 mm
Length	58.5 mm
Width (Thickness)	6 mm

DIODE SPECIFICATIONS

Diode Type	1N5820
Diode Reverse Voltage	40 V
Diode Forward Current	3 A
Diode Type	1N5820

DIODE SPECIFICATIONS


Diode Reverse Voltage	40 V
Diode Forward Current	3 A
Diode Type	1N5820
Diode Reverse Voltage	40 V
Diode Forward Current	3 A
Diode Type	1N5820
Diode Reverse Voltage	40 V
Diode Forward Current	3 A

ORDERING INFORMATION

CAT. NO.	DESCRIPTION	STD. PACK
CF4SPD3	4 sq.mm Terminal Block with Electronic Component Diode 1N5820	50

ACCESSORIES

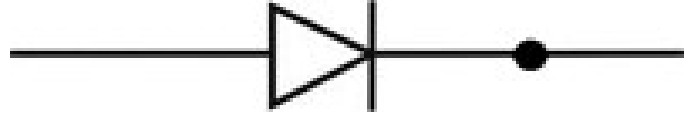
IMAGES	CAT. NO.	DESCRIPTION	STD. PACK
	CA501-1M	Din 32 Rail unslotted 1 meter	50
	CA501-1M-S	Din 32 Rail slotted 1 meter	50
	CA501-2M	Din 32 Rail unslotted 2 meter	50
	CA501-2M-S	Din 32 Rail slotted 2 meter	50
	CA701-1M	Din 35 Rail unslotted 1 meter	50
	CA701-2M	Din 35 Rail unslotted 2 meter	50
	CA701-2M-S	Din 35 Rail slotted 2 meter	50
	CA701-1M-S	Din 35 Rail slotted 1 meter	50
	CA701-15-1M	Din 35 Rail 15 deep unslotted 1 meter	50
	CA701-15-1M-S	Din 35 Rail 15 deep slotted 1 meter	50
	CA701-15-2M	Din 35 Rail 15 deep unslotted 2 meter	50
	CA701-15-2M-S	Din 35 Rail 15 deep slotted 2 meter	50
	CA702	End Clamp in Polyamide 66 suitable for Din 32 / Din 35 / Din 35-15 Rails	50
	CA802	End Clamp in Polyamide suitable for Din 35 / Din 35-15 Rails	50



ACCESSORIES

IMAGES	CAT. NO.	DESCRIPTION	STD. PACK
	CA722/2	Pre Assembled Shorting Link assemblies with 2 poles	100
	CA722/3	Pre Assembled Shorting Links assemblies with 3 poles	100
	CA722/4	Pre Assembled Shorting Links assemblies with 4 poles	100
	CA722/5	Pre Assembled Shorting Links assemblies with 5 poles	100
	CA722/10	Pre Assembled Shorting Links assemblies with 10 poles	10
	CA722/100	Pre Assembled Shorting Links assemblies with 100 poles	10
	CA742/2	Insulated Pre assembled Shorting Link for 2 way shorting	100
	CA742/3	Insulated Pre assembled Shorting Link for 3 way shorting	100
	CA742/4	Insulated Pre assembled Shorting Link for 4 way shorting	100
	CA742/10	Insulated Pre assembled Shorting Link for 10 way shorting	10
	CA742/100	Insulated Pre assembled Shorting Link for 100 way shorting	10
	CA714/2	External Comb Type Shorting Link Available in 2 pole	100
	CA714/3	External Comb Type Shorting Link Available in 3 pole	100
	CA714/4	External Comb Type Shorting Link Available in 4 pole	100
	CA714/10	External Comb Type Shorting Link Available in 10 pole	20
	CA703	CA703 are used for fixing mounting rails at different heights.	25
	CA707/S/Q/01	Shorting Sleeve and Screw	100
	CA509/K6	Blank Marking Tag	100
	SCS0.6/3.5	Electricians Screwdriver for slotted screws	10
	MC6	MARKER CARD 6MM PITCH WITH 72 TAGS	10

CIRCUIT DIAGRAM




APPROVALS



NOTES

The Rated current is with the use of copper (Cu) conductor/Wire

CF4SPD3



connectwell
THE RIGHT CONNECTION

RATINGS AS PER STANDARDS

STANDARDS	UL 1059	IEC 60947-7-1
Approvals	UL	CE
Conductor Cross Section Stranded min.	24 AWG	0.2 mm ²
Conductor Cross Section Stranded max.	10 AWG	4 mm ²
Rated Voltage	600 V	1000 V
Tightening Torque	4.5 lb-in	0.5 Nm