


DDFL4UELR



4 sq.mm Double Level Fuse Terminal Blocks with two equi-potential points on each side and offline LED indication.

These Terminal Block are modified version of the ddf4u where two equi-potential connection points are available on both sides of the Terminal

TECHNICAL DATA

Rated Voltage	800 V
Rated Current	6.3 A
Tightening Torque	0.5 Nm
Housing Material	Polymide
Product Function	Double Level
Wire Entry Orientation	Side Entry
Mounting Possibility	DIN 32/DIN 35/DIN 35-15 Rail
Screw Size	M3
Operated by	Screw Driver
Rated Surge Voltage	5 KV
Pollution Degree	3

CONNECTION DATA

Conductor Cross Section Stranded min.	0.2 mm ²
Conductor Cross Section Stranded max.	4 mm ²
Conductor Cross Section AWG/Kcmil min	22 AWG
Conductor Cross Section AWG/Kcmil max	10 AWG
Conductor Cross Section Stranded with Ferrule/Lug min	0.2 mm ²
Conductor Cross Section Stranded with Ferrule/Lug max	4 mm ²
2 Conductors with same Cross Section Stranded min	0.2 mm ²
2 Conductor with same Cross Section Stranded max	2.5 mm ²
Conductor Cross Section Solid min	0.2 mm ²
Conductor Cross Section Solid max	6 mm ²
2 Conductors with same Cross Section Stranded with TWIN Ferrule/Lug min	0.2 mm ²
2 Conductor with same Cross Section Stranded with TWIN Ferrule/Lug max	2.5 mm ²
Stripping Length	9.5 mm
Internal Cylindrical Guage	A4

DIMENSIONS

Height with DIN 32 rail	71.4 mm
Height with DIN 35 x 15 mm rail	74.3 mm
Height with DIN 35 x 7.5 mm rail	67.4 mm
Length	88 mm
Width (Thickness)	8 mm

FUSE SPECIFICATIONS

Fuse Type	Cartridge glass fuse
-----------	----------------------

FUSE SPECIFICATIONS

Fuse Size	5 x 20 mm
Fuse Current Rating	6.3 A


ORDERING INFORMATION

CAT. NO.	DESCRIPTION	STD. PACK
DDFL4UELR24V	4 sqmm Double Level Terminal Block suitable for 24V in Grey.	20
DDFL4UELR48V	4 sqmm Double Level Terminal Block suitable for 48V in Grey Colour.	20
DDFL4UELR110V	4 sqmm Double Level Terminal Block suitable for 110V in Grey colour.	20
DDFL4UELR220V	4 sqmm Double Level Terminal Block suitable for 220V in Grey colour.	20
DDFL4UELR440V	4 sqmm Double Level Terminal Block suitable for 440V in Grey.	20

ACCESSORIES

IMAGES	CAT. NO.	DESCRIPTION	STD. PACK
	CA501-1M	Din 32 Rail unslotted 1 meter	50
	CA501-1M-S	Din 32 Rail slotted 1 meter	50
	CA501-2M	Din 32 Rail unslotted 2 meter	50
	CA501-2M-S	Din 32 Rail slotted 2 meter	50
	CA701-1M	Din 35 Rail unslotted 1 meter	50
	CA701-2M	Din 35 Rail unslotted 2 meter	50
	CA701-2M-S	Din 35 Rail slotted 2 meter	50
	CA701-1M-S	Din 35 Rail slotted 1 meter	50
	CA701-15-1M	Din 35 Rail 15 deep unslotted 1 meter	50
	CA701-15-1M-S	Din 35 Rail 15 deep slotted 1 meter	50
	CA701-15-2M	Din 35 Rail 15 deep unslotted 2 meter	50
	CA701-15-2M-S	Din 35 Rail 15 deep slotted 2 meter	50
	CA202	End Clamp in Polyamide suitable for Din 35 / Din 35-15 Rails	25
	CA702	End Clamp in Polyamide 66 suitable for Din 32 / Din 35 / Din 35-15 Rails	50
	CA802	End Clamp in Polyamide suitable for Din 35 / Din 35-15 Rails	50
	EPDDL4U	End Plate in Grey colour suitable for DDFL4U / DDFL4U(E) / DDFL4ULR / DDFL4U(E)LR Terminal Block	50

DDFL4UELR


connectwell
 THE RIGHT CONNECTION

ACCESSORIES

IMAGES	CAT. NO.	DESCRIPTION	STD. PACK
	CA729/2	Pre assembled Shorting Link for 2 way shorting	100
	CA729/3	Pre assembled Shorting Link for 3 way shorting	50
	CA729/4	Pre assembled Shorting Link for 4 way shorting	50
	CA729/10	Pre assembled Shorting Link for 10 way shorting	10
	CA749/2	Insulated Pre assembled Shorting Link for 2 way shorting	100
	CA749/3	Insulated Pre assembled Shorting Link for 3 way shorting	50
	CA749/4	Insulated Pre assembled Shorting Link for 4 way shorting	50
	CA749/10	Insulated Pre assembled Shorting Link for 10 way shorting	10
	CA711/2	External Comb Type Shorting Link available in 2 Pole	100
	CA711/3	External Comb Type Shorting Link available in 3 Pole	50
	CA711/4	External Comb Type Shorting Link available in 4 Pole	50
	CA711/10	External Comb Type Shorting Link available in 10 Pole	20
	CA703/6	Permanent Shorting Link for 2 way shorting	100
	CA704/6	Permanent Shorting Link for 3 way shorting	100
	CA705/6	Permanent Shorting Link for 4 way shorting	100
	CA737/10	Permanent Shorting Link for 10 way shorting	100
	CA707/S/Q/3	Shorting Sleeve and Screw suitable for CSFL4U / CSFL4U(L) / CF4U / CF4U(L) / DDFL4U / DDFL4U(E) Terminal Blocks	100
	CA509/K2	Marking Tag Blank suitable for CDL4U / CDL4U(I.S) / CTL2.5U / CTL2.5UH / CTL2.5UL / CTL2.5HUL / CTL2.5U(I.S) / CTL2.5U(I.S)D2 / CGMT4 / CSFL4U / CSFL4U(L) / CMT4 / CMB4 / ASF4 / ASF4(L) / CTS2.5	100
	CA509/K8	Marking Tag with Vertical printing.	100
	SCS0.6/3.5	Electricians Screwdriver for slotted screws	10
	MC2	MARKER CARD 6MM PITCH WITH 72 TAGS	10
	MC8	MARKER CARD 8MM PITCH WITH 48 TAGS	10


APPROVALS



NOTES

- 1) These Terminal Blocks are also available in Blue & Black colour
- 2) The Rated current is with the use of copper (Cu) conductor/Wire

DDFL4UELR



connectwell
THE RIGHT CONNECTION

RATINGS AS PER STANDARDS

STANDARDS	UL 1059	CSA C.22.2 No:158	IEC/EN60947-7-1
Approvals	UL	CSA	CE
Conductor Cross Section Stranded min.	22 AWG	22 AWG	0.2 mm ²
Conductor Cross Section Stranded max.	10 AWG	10 AWG	4 mm ²
Rated Voltage	600 V	600 V	800 V
Rated Current	6.3 A	6.3 A	6.3 A
Tightening Torque	7 lb-in	7 lb-in	0.5 Nm