


DDFL4ULR



connectwell
THE RIGHT CONNECTION

4 sq.mm Double Level Fuse Terminal Blocks with two equi-potential points on each side.

These Terminal Block are modified version of the ddf4u where two equi-potential connection points are available on both sides of the Terminal

TECHNICAL DATA

Rated Voltage	800 V
Rated Current	6.3 A
Tightening Torque	0.5 Nm
Housing Material	Polymide
Product Function	Double Level
Wire Entry Orientation	Side Entry
Mounting Possibility	DIN 32/DIN 35/DIN 35-15 Rail
Screw Size	M3
Operated by	Screwdriver
Rated Surge Voltage	5 KV
Pollution Degree	3

CONNECTION DATA

Conductor Cross Section Stranded min.	0.2 mm ²
Conductor Cross Section Stranded max.	4 mm ²
Conductor Cross Section AWG/Kcmil min	22 AWG
Conductor Cross Section AWG/Kcmil max	10 AWG
Conductor Cross Section Stranded with Ferrule/Lug min	0.2 mm ²
Conductor Cross Section Stranded with Ferrule/Lug max	2.5 mm ²
2 Conductors with same Cross Section Stranded min	0.2 mm ²
2 Conductor with same Cross Section Stranded max	2.5 mm ²
Conductor Cross Section Solid min	0.2 mm ²
Conductor Cross Section Solid max	6 mm ²
2 Conductors with same Cross Section Stranded with TWIN Ferrule/Lug min	0.2 mm ²
2 Conductor with same Cross Section Stranded with TWIN Ferrule/Lug max	2.5 mm ²
Stripping Length	9.5 mm
Internal Cylindrical Guage	A4

DIMENSIONS

Height with DIN 32 rail	71.4 mm
Height with DIN 35 x 15 mm rail	74.3 mm
Height with DIN 35 x 7.5 mm rail	67.4 mm
Length	88 mm
Width (Thickness)	8 mm

FUSE SPECIFICATIONS

Fuse Type	Cartridge glass fuse
-----------	----------------------

FUSE SPECIFICATIONS

Fuse Size	5 x 20 mm
Fuse Current Rating	6.3 A


ORDERING INFORMATION

CAT. NO.	DESCRIPTION	STD. PACK
DDFL4ULR	4sqmm Double Level Terminal Block in Grey colour.	20
DDFL4ULRBU	4sqmm Double Level Terminal Block in Blue colour.	20
DDFL4ULRBK	4sqmm Double Level Terminal Block in Black colour.	20

ACCESSORIES

IMAGES	CAT. NO.	DESCRIPTION	STD. PACK
	CA501-1M	Din 32 Rail unslotted 1 meter	50
	CA501-1M-S	Din 32 Rail slotted 1 meter	50
	CA501-2M	Din 32 Rail unslotted 2 meter	50
	CA501-2M-S	Din 32 Rail slotted 2 meter	50
	CA701-1M	Din 35 Rail unslotted 1 meter	50
	CA701-2M	Din 35 Rail unslotted 2 meter	50
	CA701-2M-S	Din 35 Rail slotted 2 meter	50
	CA701-1M-S	Din 35 Rail slotted 1 meter	50
	CA701-15-1M	Din 35 Rail 15 deep unslotted 1 meter	50
	CA701-15-1M-S	Din 35 Rail 15 deep slotted 1 meter	50
	CA701-15-2M	Din 35 Rail 15 deep unslotted 2 meter	50
	CA701-15-2M-S	Din 35 Rail 15 deep slotted 2 meter	50
	CA202	End Clamp in Polyamide suitable for Din 35 / Din 35-15 Rails	25
	CA702	End Clamp in Polyamide 66 suitable for Din 32 / Din 35 / Din 35-15 Rails	50
	CA802	End Clamp in Polyamide suitable for Din 35 / Din 35-15 Rails	50
	EPDDL4U	End Plate in Grey colour suitable for DDFL4U / DDFL4U(E) / DDFL4ULR / DDFL4U(E)LR Terminal Block	50

DDFL4ULR


connectwell
 THE RIGHT CONNECTION

ACCESSORIES

IMAGES	CAT. NO.	DESCRIPTION	STD. PACK
	CA729/2	Pre assembled Shorting Link for 2 way shorting	100
	CA729/3	Pre assembled Shorting Link for 3 way shorting	50
	CA729/4	Pre assembled Shorting Link for 4 way shorting	50
	CA729/10	Pre assembled Shorting Link for 10 way shorting	10
	CA749/2	Insulated Pre assembled Shorting Link for 2 way shorting	100
	CA749/3	Insulated Pre assembled Shorting Link for 3 way shorting	50
	CA749/4	Insulated Pre assembled Shorting Link for 4 way shorting	50
	CA749/10	Insulated Pre assembled Shorting Link for 10 way shorting	10
	CA711/2	External Comb Type Shorting Link available in 2 Pole	100
	CA711/3	External Comb Type Shorting Link available in 3 Pole	50
	CA711/4	External Comb Type Shorting Link available in 4 Pole	50
	CA711/10	External Comb Type Shorting Link available in 10 Pole	20
	CA703/6	Permanent Shorting Link for 2 way shorting	100
	CA704/6	Permanent Shorting Link for 3 way shorting	100
	CA705/6	Permanent Shorting Link for 4 way shorting	100
	CA737/10	Permanent Shorting Link for 10 way shorting	100
	CA707/S/Q/3	Shorting Sleeve and Screw suitable for CSFL4U / CSFL4U(L) / CF4U / CF4U(L) / DDFL4U / DDFL4U(E) Terminal Blocks	100
	CA509/K2	Marking Tag Blank suitable for CDL4U / CDL4U(I.S) / CTL2.5U / CTL2.5UH / CTL2.5UL / CTL2.5HUL / CTL2.5U(I.S) / CTL2.5U(I.S)D2 / CGMT4 / CSFL4U / CSFL4U(L) / CMT4 / CMB4 / ASF4 / ASF4(L) / CTS2.5	100
	CA509/K8	Marking Tag with Vertical printing.	100
	SCS0.6/3.5	Electricians Screwdriver for slotted screws	10
	MC2	MARKER CARD 6MM PITCH WITH 72 TAGS	10
	MC8	MARKER CARD 8MM PITCH WITH 48 TAGS	10


APPROVALS



NOTES

The Rated current is with the use of copper (Cu) conductor/Wire

DDFL4ULR



connectwell
THE RIGHT CONNECTION

RATINGS AS PER STANDARDS

STANDARDS	UL 1059	CSA C.22.2 No:158	IEC/EN60947-7-3
Approvals	UL	CSA	CE
Conductor Cross Section Stranded min.	22 AWG	22 AWG	0.2 mm ²
Conductor Cross Section Stranded max.	10 AWG	10 AWG	4 mm ²
Rated Voltage	600 V	600 V	800 V
Rated Current	6.3 A	6.3 A	
Rated Current - Input Side			6.3 A
Tightening Torque	7 lb-in	7 lb-in	0.5 Nm