


STH4DTTP



6 sq. mm M4 Stud Disconnect & Test Terminal Block - with captive nuts.

These Terminal Blocks are preferred for applications where the connections are subjected to severe vibrations. The wire is crimped to ring /fork type Lug (Ferrule) and is screwed on to flat current bar on the Terminal Block. The fastening nut always remains captive in the hinged plastic carrier. The Hinged Carrier should be lifted to insert the lugs and then snapped back into position. The nut can then be fastened to complete the connection. By the virtue of the hinged design the Terminal Blocks apart from shrouding the live parts, providing IP20 protection, saves considerable time in wiring. STH4DT Disconnect & Test Terminal Block is used for measuring, control and regulatory circuits. They provide a clear functional advantage for devices having utility instruments and associated transformers. Seperate testing points facilitate insertion of test probes. Disconnection is achieved by means of slide link operated with a screwdriver.

TECHNICAL DATA

| | |
|------------------------|----------------------------------|
| Rated Voltage | 1000 V |
| Rated Current | 41 A |
| Tightening Torque | 1.2 Nm |
| Housing Material | Polymide |
| Standard Colour | Grey |
| Product Function | Sliding Type Disconnect and Test |
| Wire Entry Orientation | Side Entry |
| Mounting Possibility | DIN 32/DIN 35/DIN 35-15 Rail |
| Stud Size | M4 |
| Operated by | Screwdriver |
| Rated Surge Voltage | 8 KV |
| Pollution Degree | 3 |

CONNECTION DATA

| | |
|---|---------------------|
| Conductor Cross Section Stranded min. | 1.5 mm ² |
| Conductor Cross Section Stranded max. | 6 mm ² |
| Conductor Cross Section AWG/Kcmil min | 22 AWG |
| Conductor Cross Section AWG/Kcmil max | 8 AWG |
| 2 Conductors with same Cross Section Stranded min | 1.5 mm ² |
| 2 Conductor with same Cross Section Stranded max | 6 mm ² |
| Conductor Cross Section Solid min | 1.5 mm ² |
| Conductor Cross Section Solid max | 6 mm ² |
| Stripping Length | mm |

DIMENSIONS

| | |
|----------------------------------|---------|
| Height with DIN 32 rail | 56.4 mm |
| Height with DIN 35 x 15 mm rail | 59 mm |
| Height with DIN 35 x 7.5 mm rail | 52.2 mm |
| Length | 86 mm |
| Width (Thickness) | 11 mm |

ORDERING INFORMATION

| CAT. NO. | DESCRIPTION | STD. PACK |
|----------|--|-----------|
| STH4DTTP | 6 Sq.mm Captive Nut Type Disconnect and Test Terminal Block in Grey Colour | 50 |


ORDERING INFORMATION

| CAT. NO. | DESCRIPTION | STD. PACK |
|------------|--|-----------|
| STH4DTTPBU | 6 Sq.mm Captive Nut Type Disconnect and Test Terminal Block in Blue Colour | 50 |
| STH4DTTPR | 6 Sq.mm Captive Nut Type Disconnect and Test Terminal Block in Red Colour | 50 |
| STH4DTTPY | 6 Sq.mm Captive Nut Type Disconnect and Test Terminal Block in Yellow Colour | 50 |
| STH4DTTPBK | 6 Sq.mm Captive Nut Type Disconnect and Test Terminal Block in Yellow Colour | 50 |

ACCESSORIES

| IMAGES | CAT. NO. | DESCRIPTION | STD. PACK |
|--------|---------------|--|-----------|
| | CA501-1M | Din 32 Rail unslotted 1 meter | 50 |
| | CA501-1M-S | Din 32 Rail slotted 1 meter | 50 |
| | CA501-2M | Din 32 Rail unslotted 2 meter | 50 |
| | CA501-2M-S | Din 32 Rail slotted 2 meter | 50 |
| | CA701-1M | Din 35 Rail unslotted 1 meter | 50 |
| | CA701-2M | Din 35 Rail unslotted 2 meter | 50 |
| | CA701-2M-S | Din 35 Rail slotted 2 meter | 50 |
| | CA701-1M-S | Din 35 Rail slotted 1 meter | 50 |
| | CA701-15-1M | Din 35 Rail 15 deep unslotted 1 meter | 50 |
| | CA701-15-1M-S | Din 35 Rail 15 deep slotted 1 meter | 50 |
| | CA701-15-2M | Din 35 Rail 15 deep unslotted 2 meter | 50 |
| | CA701-15-2M-S | Din 35 Rail 15 deep slotted 2 meter | 50 |
| | CA702 | End Clamp in Polyamide 66 suitable for Din 32 / Din 35 / Din 35-15 Rails | 50 |
| | CA802 | End Clamp in Polyamide suitable for Din 35 / Din 35-15 Rails | 50 |
| | EPSTH4DT | End Plate in Grey colour suitable for STH4DT / STH4DTSH Terminal Block | 50 |

STH4DTTP



connectwell
THE RIGHT CONNECTION

ACCESSORIES

| IMAGES | CAT. NO. | DESCRIPTION | STD. PACK |
|--------|-------------|---|-----------|
| | CA514/13-2 | Insulated Removable Shorting Link available in 2 Pole | 100 |
| | CA514/13-3 | Insulated Removable Shorting Link available in 3 Pole | 50 |
| | CA514/13-4 | Insulated Removable Shorting Link available in 4 Pole | 50 |
| | QJ11/2 | 2 Pole shorting Plug for STH4DT Terminal Block | 25 |
| | QJ11/3 | 3 Pole shorting Plug for STH4DT Terminal Block | 25 |
| | QJ11/4 | 4 Pole shorting Plug for STH4DT Terminal Block | 25 |
| | CA514/14-2 | Insulated Ring Type Shorting Link for 2 way Shorting | 100 |
| | CA514/14-3 | Insulated Ring Type Shorting Link for 3 way Shorting | 50 |
| | CA514/14-4 | Insulated Ring Type Shorting Link for 4 way Shorting | 50 |
| | CA514/14-10 | Insulated Ring Type Shorting Link for 10 way Shorting | 10 |
| | CA514/14-3A | Insulated 3 way Alternate Type Shorting Link | 10 |
| | CA514/14-4A | Insulated 4 way Alternate Type Shorting Link | 10 |
| | CA512/13-2 | Removable Shorting link available in 2 Pole | 100 |
| | CA512/13-3 | Removable Shorting link available in 3 Pole | 50 |
| | CA512/13-4 | Removable Shorting link available in 4 Pole | 50 |
| | CA509/K10 | Marking Tag Blank suitable for CTS10U / CGT10U / CGT10N / CHV10U / CTS10USC / STH4 / STH4DT / STH4DTSH / CSC10T Terminal Blocks | 100 |
| | SCS1/5.5 | Electricians Screwdriver for slotted screws | 10 |
| | LCSTH4DT | Lock Out Cap for STH4DT Terminal Block | 50 |
| | TPSLS | Insulated Test Socket for CDS6U Terminal Block | 100 |
| | TPSLSBK | Insulated Test Socket for CDS6U Terminal Block Black | 100 |
| | TPSLSBU | Insulated Test Socket for CDS6U Terminal Block Blue | 100 |
| | TPLSR | Insulated Test Socket for CDS6U Terminal Block Red | 100 |
| | TPLSY | Insulated Test Socket for CDS6U Terminal Block Yellow | 100 |
| | TPLSGN | Insulated Test Socket for CDS6U Terminal Block Green | 100 |

ACCESSORIES

| IMAGES | CAT. NO. | DESCRIPTION | STD. PACK |
|--------|----------|---|-----------|
| | STSL4 | Preassembled 4 Pole Sliding Shorting Link | 50 |
| | STSL2 | Preassembled 2 Pole Sliding Shorting Link | 50 |
| | STSL3 | Preassembled 3 Pole Sliding Shorting Link | 50 |
| | MC10 | MARKER CARD 10MM PITCH WITH 42 TAGS | 10 |


APPROVALS



NOTES

- 1) Additional tapping provided in the sockets for the TPSLS
- 2) The Rated current is with the use of copper (Cu) conductor/Wire

STH4DTTP



connectwell
THE RIGHT CONNECTION

RATINGS AS PER STANDARDS

| STANDARDS | UL 1059 | IEC/EN60947-7-1 | CSA C.22.2 No:158 |
|---------------------------------------|----------------|------------------------|--------------------------|
| Approvals | UL | CE | CSA |
| Conductor Cross Section Stranded min. | 22 AWG | 1.5 mm ² | 22 AWG |
| Conductor Cross Section Stranded max. | 8 AWG | 6 mm ² | 8 AWG |
| Rated Voltage | 600 V | 1000 V | 600 V |
| Rated Current | 35 A | 41 A | 35 A |
| Tightening Torque | 14 lb-in | 1.2 Nm | 14 lb-in |