


IMDSUBF/xx/ H



FEMALE DSUB Module with Component Mounting Hole

- Housed in V0 fire retardant grade PVC mounting track.
- Ease of connection with the use of standard screw connection PCB Terminal Blocks or Screwless Terminal Blocks
- Maximum current rating of 3 A per pin
- Available with all standard pin configurations from 9 to 50.
- Available with LED indication.
- Possibility of mounting circuit components between the pins of DSUB connectors.
- Mounting options available: DIN Rail mounting & Panel mounting.

TECHNICAL DATA

| | |
|----------------------------------|----------------------------------|
| Ambient Operating Temperature | -20 to 50 °C |
| Mounting Possibility | DIN32 / DIN35 / DIN35-15 / PANEL |
| Housing Material | PVC / V0 Grade |
| Housing Colour | Green |
| Component Mounting Hole Diameter | 1 mm |

DSUB CONNECTOR SPECIFICATIONS

| | |
|---------------------------------|------------------------------|
| Housing Material (Insulator) | PBT, Rated UL94V-0 |
| Housing Material (Shell) | Steel |
| Contact Material | Brass |
| Rated Current / Pin | 3 A |
| Contact Resistance | 15 m ohms maximum at 500 VDC |
| Dielectric Withstanding Voltage | 1000VAC for one Minute |
| Rivet / Board Lock Material | Copper Alloy |

CONNECTION SPECIFICATIONS

| | |
|-----------------------|---------------------|
| Type of Connection | Screw Connection |
| Min. Wire Size | 0.5 mm ² |
| Max. Wire Size | 2.5 mm ² |
| Min. Wire Size(AWG) | 30 AWG |
| Max. Wire Size(AWG) | 14 AWG |
| Wire Stripping Length | 8.5 mm |
| Torque | 0.5 Nm |
| Torque | 4.5 lb-in |

ORDERING INFORMATION

| CAT. NO. | DESCRIPTION | NO. OF CHN. | DIM. DET. | STD. PACK |
|------------------|---|-------------|--------------|-----------|
| IMDSUBF/9/ H | 9 Pin Female DSUB Module with Component mounting Hole Rail Mount | 9 | 43 X 88 X 65 | 1 |
| IMDSUBF/15 /H | 15 Pin Female DSUB Module with Component mounting Hole Rail Mount | 15 | 55 X 88 X 65 | 1 |


ORDERING INFORMATION

| CAT. NO. | DESCRIPTION | NO. OF CHN. | DIM. DET. | STD. PACK |
|------------------|---|-------------|---------------|-----------|
| IMDSUBF/2 5/H | 25 Pin Female DSUB Module with Component mounting Hole Rail Mount | 25 | 81 X 88 X 65 | 1 |
| IMDSUBF/3 7/H | 37 Pin Female DSUB Module with Component mounting Hole Rail Mount | 37 | 112 X 88 X 65 | 1 |
| IMDSUBF/5 0/H | 50 Pin Female DSUB Module with Component mounting Hole Rail Mount | 50 | 148 X 88 X 65 | 1 |

ACCESSORIES


| IMAGES | CAT. NO. | DESCRIPTION | STD. PACK |
|--------|---------------|--|-----------|
| | CA501-1M | Din 32 Rail unslotted 1 meter | 50 |
| | CA501-1M-S | Din 32 Rail slotted 1 meter | 50 |
| | CA501-2M | Din 32 Rail unslotted 2 meter | 50 |
| | CA501-2M-S | Din 32 Rail slotted 2 meter | 50 |
| | CA701-1M | Din 35 Rail unslotted 1 meter | 50 |
| | CA701-2M | Din 35 Rail unslotted 2 meter | 50 |
| | CA701-2M-S | Din 35 Rail slotted 2 meter | 50 |
| | CA701-1M-S | Din 35 Rail slotted 1 meter | 50 |
| | CA701-15-1M | Din 35 Rail 15 deep unslotted 1 meter | 50 |
| | CA701-15-1M-S | Din 35 Rail 15 deep slotted 1 meter | 50 |
| | CA701-15-2M | Din 35 Rail 15 deep unslotted 2 meter | 50 |
| | CA701-15-2M-S | Din 35 Rail 15 deep slotted 2 meter | 50 |
| | CA509/K2 | Marking Tag Blank suitable for CDL4U / CDL4U(I.S) / CTL2.5U / CTL2.5UH / CTL2.5UL / CTL2.5HUL / CTL2.5U(I.S) / CTL2.5U(I.S)D2 / CGMT4 / CSFL4U / CSFL4U(L) / CMT4 / CMB4 / ASF4 / ASF4(L) / CTS2.5 | 100 |

IMDSUBF/xx/
H

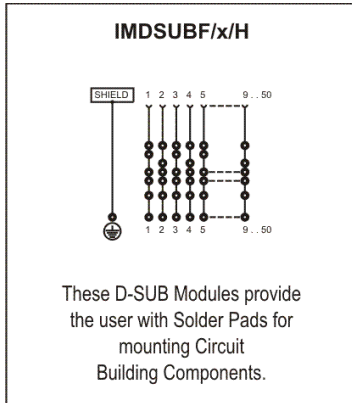


connectwell
THE RIGHT CONNECTION

ACCESSORIES

| IMAGES | CAT. NO. | DESCRIPTION | STD. PACK |
|--|----------|---|-----------|
|  | SCS0.5/3 | Electricians Screwdriver for slotted screws | 10 |

CIRCUIT DIAGRAM



NOTES

- * All DSUB Configurations available with Male or Female DSUB Connectors
- ** Module Lengths mentioned are for RAIL Mounting option only. The lengths may vary for PANEL Mounting. Please use suffix-P with the cat. no. for ordering.
- *** Cable and DSUB Connector available on request.