

CSR1S-120UYB-SN



Slim Relay Module 1CO 120VUC With Inbuilt Snubber Protection to protect from Short term voltage spikes.

- Compact 6.0mm thin design.
- Coil Voltage - 120VAC/VDC input.
- High switching current : up to 6A at 250VAC.
- low coil power consumption: 175 mW.
- LED Indication on Coil activation.
- Need not to care about the Polarity
- Possibility of Jumpering up to 8 channels with a single link.
- RC protection for short term voltage spikes.

TECHNICAL DATA

Bussing Possibility	By push in type shorting lonks
Relay on Indication	3mm Green LED
Ambient Operating Temperature	-40 to +55 °C
Mounting Possibility	DIN 35/DIN 35-15 Rail
Housing Material	PA 6,6
Housing Colour	Grey
Rated Voltage	120 V
Input Polarity Protection	Bridge Rectifier
Input Signal Protection	RC Protection.

RELAY GENERAL SPECIFICATIONS

Relay Type	Electromechanical relay
Relay Make / Manufacturer	Connectwell/
Dielectric Strength	1000VAC (Between contacts), 4000 VAC (between coil and contacts)
Insulation Resistance	1000MOhm @ 500VDC
Relay Approvals	UL,CE,VDE

RELAY INPUT / COIL SPECIFICATIONS

Nominal Operating Voltage	120 V
Nominal Input Current	7.4 mA
Maximum Operating Voltage	132 V
Must Operate Voltage	90 V
Must Release Voltage	21 V
Nominal Input Power	890 mVA

RELAY OUTPUT/CONTACT SPECIFICATIONS

Contact Type	1 CO
Contact Material	AgSnO2
Contact Resistance	100 m ohms at 1A 6 VDC
Rated Contact Current (Resistive Load)	6 A
Load Voltage Range	400 VAC, 125 VDC at Reduced Load
Maximum Switching Power	1500 VA, 144W
Turn-Off Time	Max 4 ms (no diode, without bounce)
Turn-On Time (0 Cross Turn On)	Max 8 ms (no diode, without bounce)

CONNECTION SPECIFICATIONS

Type of Connection	Screw Connection
Wire Stripping Length	10 mm
Torque	0.4 Nm
Torque	7 lb-in
Min. Wire Size - Stranded(mm2)	0.2 mm ²
Max. Wire Size - Stranded(mm2)	2.5 mm ²
Min. Wire Size - Stranded(AWG)	24 AWG
Max. Wire Size - Stranded(AWG)	12 AWG
Min. Wire Size - Solid	0.2 mm ²
Max. Wire Size - Solid	2.5 mm ²
Min. Wire Size - Solid(AWG)	24 AWG
Max. Wire Size - Solid(AWG)	12 AWG

ORDERING INFORMATION

CAT. NO.	DESCRIPTION	NO. OF CHN.	DIM. DET.	STD. PACK
CSR1S-120UYB-SN	1CO 120VUC Single Channel snubber protected Slim Relay Module With Plugable Relay Rail Mount	1	6 x 94.5 x 96	10

ACCESSORIES

IMAGES	CAT. NO.	DESCRIPTION	STD. PACK
	CA701-1M	Din 35 Rail unslotted 1 meter	50
	CA701-2M	Din 35 Rail unslotted 2 meter	50
	CA701-2M-S	Din 35 Rail slotted 2 meter	50
	CA701-1M-S	Din 35 Rail slotted 1 meter	50
	CA701-15-1M	Din 35 Rail 15 deep unslotted 1 meter	50
	CA701-15-1M-S	Din 35 Rail 15 deep slotted 1 meter	50
	CA701-15-2M	Din 35 Rail 15 deep unslotted 2 meter	50
	CA701-15-2M-S	Din 35 Rail 15 deep slotted 2 meter	50
	SCS0.5/3	Electricians Screwdriver for slotted screws	10




CSR1S-
120UYB-SN



connectwell
THE RIGHT CONNECTION

ACCESSORIES

NOTES

IMAGES	CAT. NO.	DESCRIPTION	STD. PACK
	CA509/K6	Blank Marking Tag	100
	JX4/2	Shorting Link for 6 mm wide TB	100
	JX4/3	Shorting Link for 6 mm wide TB	50
	JX4/4	Shorting Link for 6 mm wide TB	50
	JX4/5	Shorting Link for 6 mm wide TB	50
	JX4/8	Shorting Link for 6 mm wide TB	10
	JX4/10	Shorting Link for 6 mm wide TB	10
JX4/16	Shorting Link for 6 mm wide TB	10	
	SRL1-60D	RELAY 1CO 60VDC	10

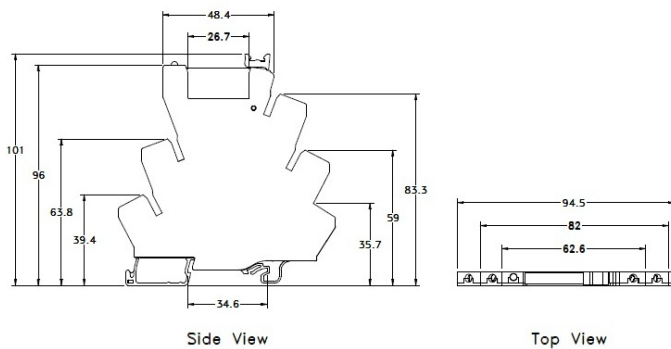
Protection Degree:IP20
Pollution Degree 2
Over voltage / Surge voltage category-III
Relay operating time ≤ 8 (msec)
Relay release time ≤ 4(msec)

Dielectric Strength:
1)Between contacts and coil- 4kV AC (50Hz, 1min)
2)Between contact sets- 2kV AC(50Hz, 1min)
3)Between open contacts-1kV AC(50Hz, 1min)
4)Between Live parts /DIN rail-2kV AC (50Hz, 1min)

Insulation resistance: 1000M ohm @ 500VDC

Connection wires/ Conductors: 60/75 degC Copper conductor

PRODUCT DRAWING



CIRCUIT DIAGRAM

