

CSR1S-
230UYB



connectwell
THE RIGHT CONNECTION

SLIM RELY MOD CW EMR 1CO 230VAC/DC SW C

- Compact 6.0mm thin design
- Variety of Operating Voltages.
- High switching current : up to 6A at 250VAC
- low coil power consumption: 175 mW
- LED Indication on Coil activation.
- No requirement on polarity of input voltage (except 5 VDC & 24VDC Relay).
- Possibility of Jumpering up to 8 channels with a single link.
- Jumpering upto 'n' number of channels using combination of Push In Jumpers.

TECHNICAL DATA

Bussing Possibility	By Push in Jumpers
Supply Voltage Indication	3mm Green LED
Ambient Operating Temperature	-40 to +55 °C
Mounting Possibility	DIN 35/DIN 35-15 Rail
Housing Material	PA 6,6
Housing Colour	Grey
Rated Voltage	230 V

RELAY INPUT / COIL SPECIFICATIONS

Nominal Operating Voltage	230 V
Nominal Input Current	3.9 mA
Maximum Operating Voltage	242 V
Must Operate Voltage	170 V
Must Release Voltage	36 V
Nominal Input Power	900 mVA

RELAY OUTPUT/CONTACT SPECIFICATIONS

Contact Type	1 CO
Contact Material	AgNi
Contact Resistance	100 m ohms at 1A 6 VDC
Rated Contact Current (Resistive Load)	6 A
Load Voltage Range	400 VAC, 125 VDC at Reduced Load
Maximum Switching Power	1500 VA, 180W

CONNECTION SPECIFICATIONS

Type of Connection	Screw Connection
Wire Stripping Length	10 mm
Torque	0.4 Nm
Torque	7 lb-in
Min. Wire Size - Stranded(mm2)	0.2 mm ²
Max. Wire Size - Stranded(mm2)	2.5 mm ²
Min. Wire Size - Stranded(AWG)	24 AWG
Max. Wire Size - Stranded(AWG)	12 AWG
Min. Wire Size - Solid	0.2 mm ²

CONNECTION SPECIFICATIONS

Max. Wire Size - Solid	2.5 mm ²
Min. Wire Size - Solid(AWG)	24 AWG
Max. Wire Size - Solid(AWG)	12 AWG

ORDERING INFORMATION

CAT. NO.	DESCRIPTION	NO. OF CHN.	DIM. DET.	STD. PACK
CSR1S-230UYB	SLIM RELY MOD CW EMR 1CO 230VAC/DC SW C	1	6 x 94.5 x 96	10

ACCESSORIES

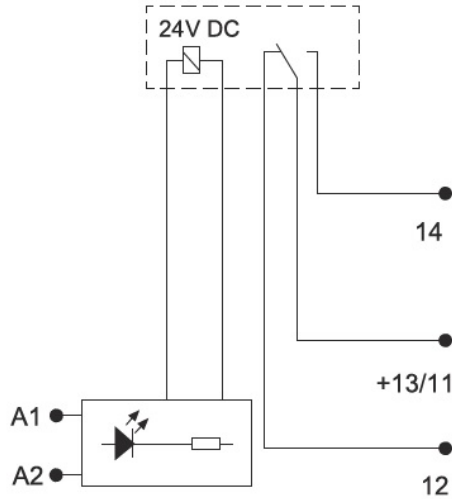
IMAGES	CAT. NO.	DESCRIPTION	STD. PACK
	CA701-1M	Din 35 Rail unslotted 1 meter	50
	CA701-2M	Din 35 Rail unslotted 2 meter	50
	CA701-2M-S	Din 35 Rail slotted 2 meter	50
	CA701-1M-S	Din 35 Rail slotted 1 meter	50
	CA701-15-1M	Din 35 Rail 15 deep unslotted 1 meter	50
	CA701-15-1M-S	Din 35 Rail 15 deep slotted 1 meter	50
	CA701-15-2M	Din 35 Rail 15 deep unslotted 2 meter	50
	CA701-15-2M-S	Din 35 Rail 15 deep slotted 2 meter	50
	SCS0.5/3	Electricians Screwdriver for slotted screws	10
	CA509/K6	Blank Marking Tag	100
	JX4/2	Shorting Link for 6 mm wide TB	100
	JX4/3	Shorting Link for 6 mm wide TB	50
	JX4/4	Shorting Link for 6 mm wide TB	50
	JX4/5	Shorting Link for 6 mm wide TB	50
	JX4/8	Shorting Link for 6 mm wide TB	10
	JX4/10	Shorting Link for 6 mm wide TB	10
	JX4/16	Shorting Link for 6 mm wide TB	10

CSR1S-
230UYB

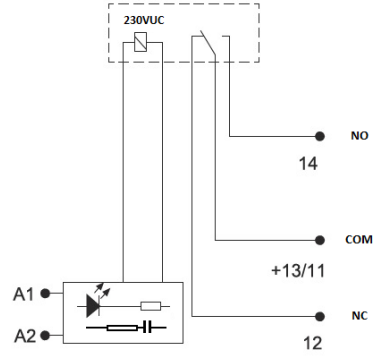


connectwell
THE RIGHT CONNECTION

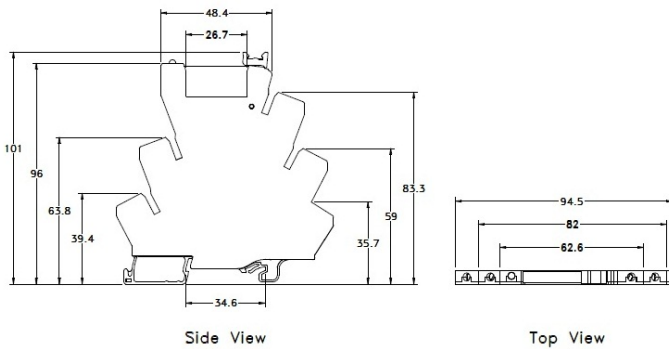
CONNECTION DIAGRAM / PIN CONFIGURATIONS



CIRCUIT DIAGRAM



PRODUCT DRAWING



NOTES

Protection Degree: IP20
 Pollution Degree: 2
 Over voltage/Surge voltage category: III
 Relay operating time ≤ 8 (msec)
 Relay release time ≤ 4 (msec)

Dielectric Strength:
 1) Between contacts and coil- 4kV AC (50Hz, 1min)
 2) Between contact sets- 2kV AC (50Hz, 1min)
 3) Between open contacts- 1kV AC (50Hz, 1min)
 4) Between Live parts /DIN rail- 2kV AC (50Hz, 1min)

Insulation resistance: 1000M ohm@500VDC

Connection wires/ Conductors: 60/75 degC Copper conductor