

CSER1-24D240A2YD



Slim SSR Module 24VDC IN 240 VAC OUT 2 Amp

- '-Compact 6.0mm thin design
- '-Variety of Operating Voltages.
- '-Low Drive Current (less than 21 mA)
- '-2500V Dielectric Strength
- '-LED Status Indicator
- '-Photo Isolation
- '-Zero Cross Turn-On (AC Output)
- '-Bipolar Transistor / MOSFET Output (DC Output)
- '-TTL and CMOS compatible
- '-For interface application between PLC and external loads
- '-DIN Rail mounting
- '- Easy to replace pluggable SSR

TECHNICAL DATA

Bussing Possibility	By comb type shorting links.
Supply Voltage Indication	3mm Green LED
Ambient Operating Temperature	-40to+55 °C
Mounting Possibility	DIN 35/DIN 35-15 Rail
Housing Material	PA6,6
Housing Colour	Grey
Input Polarity Protection	Rectifier
Switching device	Solid State Relay

RELAY INPUT / COIL SPECIFICATIONS

Nominal Operating Voltage	24 VDC
Nominal Input Current	12.5 mA
Maximum Operating Voltage	28.8 VDC
Must Operate Voltage	9 VDC
Must Release Voltage	5.5 VDC

RELAY OUTPUT/CONTACT SPECIFICATIONS

Contact Type	SPST- NO
Load Current Range	0.1 - 2 A
Load Voltage Range	48 - 280 VAC
Maximum On State Voltage Drop	0.35 VDC
Maximum Transient Voltage	600 Vpk
Maximum Leakage Current	1.5 mA
Maximum Surge Current	80 A
Turn-Off Time	1/2AC Cycle + 1ms
Turn-On Time (0 Cross Turn On)	1/2AC Cycle + 1ms

FUSE HOLDER SPECIFICATIONS

Rated Current	0.02 A
---------------	--------

CONNECTION SPECIFICATIONS

Type of Connection	Screw Connection
Wire Stripping Length	10 mm
Torque	0.4 Nm
Torque	7 lb-in
Min. Wire Size - Stranded(mm2)	0.2 mm ²
Max. Wire Size - Stranded(mm2)	2.5 mm ²
Min. Wire Size - Stranded(AWG)	24 AWG
Max. Wire Size - Stranded(AWG)	12 AWG
Min. Wire Size - Solid	0.2 mm ²
Max. Wire Size - Solid	2.5 mm ²
Min. Wire Size - Solid(AWG)	24 AWG
Max. Wire Size - Solid(AWG)	12 AWG

ORDERING INFORMATION

CAT. NO.	DESCRIPTION	NO. OF CHN.	DIM. DET.	STD. PACK
CSER1-24D48D4YD	Single Channel 24VDC IN 240VAC OUT 2Amp Slim SSR Module with Pluggable Relay Rail Mount	1	6 x 94.5 x 96	10




ACCESSORIES

IMAGES	CAT. NO.	DESCRIPTION	STD. PACK
	CA701-1M	Din 35 Rail unslotted 1 meter	50
	CA701-2M	Din 35 Rail unslotted 2 meter	50
	CA701-2M-S	Din 35 Rail slotted 2 meter	50
	CA701-1M-S	Din 35 Rail slotted 1 meter	50
	CA701-15-1M	Din 35 Rail 15 deep unslotted 1 meter	50
	CA701-15-1M-S	Din 35 Rail 15 deep slotted 1 meter	50
	CA701-15-2M	Din 35 Rail 15 deep unslotted 2 meter	50
	CA701-15-2M-S	Din 35 Rail 15 deep slotted 2 meter	50

CSER1-24D240A2YD



ACCESSORIES

IMAGES	CAT. NO.	DESCRIPTION	STD. PACK
	SCS0.5/3	Electricians Screwdriver for slotted screws	10
	CA509/K6	Blank Marking Tag	100
	JX4/2	Shorting Link for 6 mm wide TB	100
	JX4/3	Shorting Link for 6 mm wide TB	50
	JX4/4	Shorting Link for 6 mm wide TB	50
	JX4/5	Shorting Link for 6 mm wide TB	50
	JX4/8	Shorting Link for 6 mm wide TB	10
	JX4/10	Shorting Link for 6 mm wide TB	10
JX4/16	Shorting Link for 6 mm wide TB	10	

NOTES

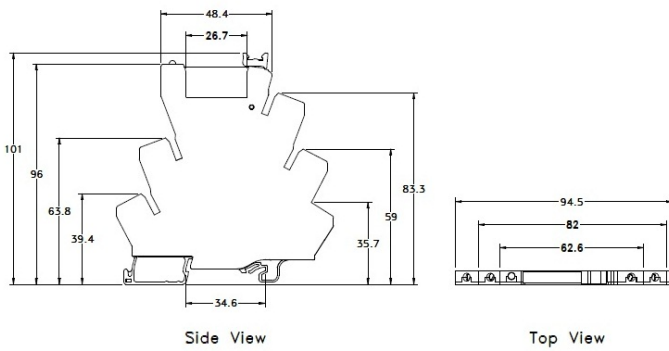
Protection Degree:IP20
Pollution Degree:2
Over voltage/Surge voltage category-III
Relay operating time ≤ 8 (msec)
Relay release time ≤ 10(msec)

Dielectric Strength:
1)Between contacts and coil- 4kV AC (50Hz, 1min)
2)Between contact sets- 2kV AC(50Hz, 1min)
3)Between open contacts-1kV AC(50Hz, 1min)
4)Between Live parts /DIN rail-2kV AC (50Hz, 1min)

Insulation resistance: 1000M ohm@500VDC

Connection wires/ Conductors: 60/75 degC Copper conductor

PRODUCT DRAWING



CIRCUIT DIAGRAM

