


IMRE1SS16/P LC



connectwell
THE RIGHT CONNECTION


32 I/O Interface Module for SIEMENS SIMATIC S7-300/ET200MPLC

This module simplifies wiring by accommodating 32 channel signals through a flat ribbon cable connector. The module is supplied in two parts, as the main module (IMRE1SS16/PLC) and its extension module (IMRE1SS16/E/PLC) along with a 20 core FRC cable to connect them. The module is best suited for interfacing Siemens SIMATIC S7-300/ET200M PLC.

TECHNICAL DATA

Relay on Indication	3mm Red LED
Supply Voltage Indication	3mm Green LED
Relay Protection Method	Using 1N4007 Free Wheeling Diode
Ambient Operating Temperature	-20 to 50 °C
Mounting Possibility	DIN32 / DIN35 / DIN35-15 / PANEL
Housing Material	PVC / V0 Grade
Housing Colour	Green

IDC / FRC CONNECTOR SPECIFICATIONS

Contact Material	Brass
Rated Current / Pin	2 A
Contact Resistance	30m ohms maximum
Dielectric Withstanding Voltage	500VAC for 1 minute
Insulation Resistance	3000M ohms minimum
IDC / FRC Connector Approvals	

RELAY INPUT / COIL SPECIFICATIONS

Nominal Operating Voltage	24 VDC
Nominal Input Current	21.8 mA
Maximum Operating Voltage	26.4 VDC
Must Operate Voltage	16.8 VDC
Must Release Voltage	3.6 VDC
Coil Resistance	1100 Ω

RELAY OUTPUT/CONTACT SPECIFICATIONS

Contact Type	1 CO
Contact Material	AgCdO
Load Voltage Range	380 VAC / 125 VDC
Maximum Operating Frequency	1800 Opr./Hr

CONNECTION SPECIFICATIONS

Type of Connection	Screw Connection
Min. Wire Size	0.5 mm ²
Max. Wire Size	2.5 mm ²
Min. Wire Size(AWG)	30 AWG
Max. Wire Size(AWG)	14 AWG




CONNECTION SPECIFICATIONS

Wire Stripping Length	8.3 mm
Torque	0.5 Nm
Torque	4.5 lb-in


ORDERING INFORMATION

CAT. NO.	DESCRIPTION	NO. OF CHN.	DIM. DET.	STD. PACK
IMRE1SS16/PLC	1CO 16CH 24VDC Relay Main Board for SIEMENS PLC With Base (Pluggable Relay) Rail Mount	16	260 X 88 X 74	1
IMRE1SS16/E/PLC	1CO 16CH 24VDC Relay Extension Board for SIEMENS PLC With Base (Pluggable Relay) Rail Mount	16	260 X 88 X 74	1
IMRE1S16/P LC	1CO 16CH 24VDC Relay Main Board for SIEMENS PLC With Soldered Relay Rail Mount	16	260 X 88 X 74	1
IMRE1S16/E /PLC	1CO 16CH 24VDC Relay Extension Board for SIEMENS PLC With Soldered Relay Rail Mount	16	260 X 88 X 74	1



ACCESSORIES

IMAGES	CAT. NO.	DESCRIPTION	STD. PACK
	CA501-1M	Din 32 Rail unslotted 1 meter	50
	CA501-1M-S	Din 32 Rail slotted 1 meter	50
	CA501-2M	Din 32 Rail unslotted 2 meter	50
	CA501-2M-S	Din 32 Rail slotted 2 meter	50
	CA701-1M	Din 35 Rail unslotted 1 meter	50
	CA701-2M	Din 35 Rail unslotted 2 meter	50
	CA701-2M-S	Din 35 Rail slotted 2 meter	50
	CA701-1M-S	Din 35 Rail slotted 1 meter	50
	CA701-15-1M	Din 35 Rail 15 deep unslotted 1 meter	50
	CA701-15-1M-S	Din 35 Rail 15 deep slotted 1 meter	50
	CA701-15-2M	Din 35 Rail 15 deep unslotted 2 meter	50
	CA701-15-2M-S	Din 35 Rail 15 deep slotted 2 meter	50

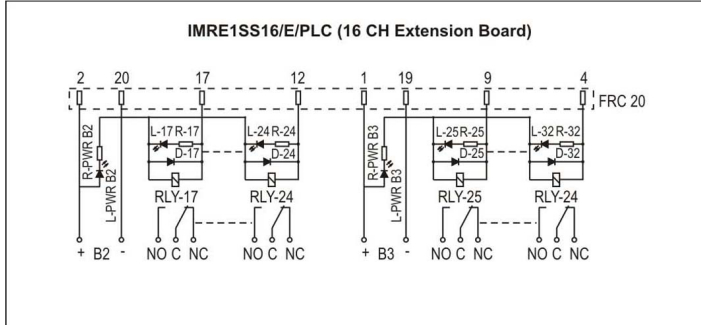
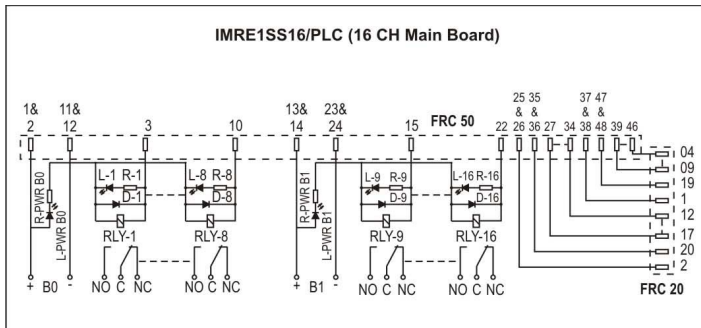
IMRE1SS16/P LC



ACCESSORIES

IMAGES	CAT. NO.	DESCRIPTION	STD. PACK
	CA509/K2	Marking Tag Blank suitable for CDL4U / CDL4U(I.S) / CTL2.5U / CTL2.5UH / CTL2.5UL / CTL2.5HUL / CTL2.5U(I.S) / CTL2.5U(I.S)D2 / CGMT4 / CSFL4U / CSFL4U(L) / CMT4 / CMB4 / ASF4 / ASF4(L) / CTS2.5()	100
	SCS0.5/3	Electricians Screwdriver for slotted screws	10

CIRCUIT DIAGRAM



NOTES

- * Module Lengths mentioned are for RAIL Mounting option only. The lengths may vary for PANEL Mounting.
- ** PANEL Mounting relay modules are available on request. Please use the suffix -P with the cat. no. for ordering.
- *** FRC Cable Available on request. #Module with Other Coil Voltage like 6 VDC, 48 VDC, 24 VAC etc. are available on request.