


# IMERSFxx/24 D400A3



## SSR Module 1NO (SPST) 24VDC IN 400VAC OUT 3Amp With Output Fuse Protection

- Variety of Operating Voltages.
- Low Drive Current (20 mA)
- 2500V Dielectric Strength
- LED Status Indicator
- Photo Isolation
- Built-In Snubber (AC Output)
- Zero Cross Turn-On (AC Output)
- Bipolar Transistor / MOSFET Output(DC Output)
- Mounting options available:DIN Rail Mounting & Panel Mounting
- Easy to replace pluggable SSR.
- Replaceable fuses with simple to operate Horizontal Fuse holders
- Fast Blow & Slow Blow Fuses available as standard
- Fuse rating from 0.1 A to 6.3 A.

### TECHNICAL DATA

Bussing Possibility	By using spare jumpers.
Supply Voltage Indication	3mm Red LED
Ambient Operating Temperature	-20 to 50 °C
Mounting Possibility	DIN32 / DIN35 / DIN35-15 / PANEL
Housing Material	PVC / V0 Grade
Housing Colour	Green
Rated Input voltage	24 VDC
Rated output voltage	UPTO 400 VDC

### FUSE SPECIFICATIONS

Fuse Type	Fast Blow/Slow Blow
Fuse Rating	0.1, 0.5, 0.63, 1, 2, 3, 4, 5, 6, 6.3 A
Fuse Size	5 x 20 mm

### RELAY INPUT / COIL SPECIFICATIONS

Nominal Operating Voltage	24 VDC
Maximum Input Current	20 mA
Must Operate Voltage	19.2 VDC
Must Release Voltage	1 VDC
Maximum Reverse Voltage Protection	-28.8 VDC

### RELAY OUTPUT/CONTACT SPECIFICATIONS

Contact Type	1 NO (SPST)
Load Current Range	0.1 to 3A
Load Voltage Range	75 to 400 VAC
Maximum On State Voltage Drop	1.5 VAC
Maximum Transient Voltage	600 Vpk
Maximum Leakage Current	1.5 mA

### RELAY OUTPUT/CONTACT SPECIFICATIONS

Maximum Surge Current	10 times of rated current
Turn-Off Time	1/2 Cycle + 1 ms
Turn-On Time (0 Cross Turn On)	1/2 Cycle + 1 ms

### FUSE HOLDER SPECIFICATIONS

Mounting type	Horizontal
Cap Design	Flat
Fuse Size	5 x 20 mm
Rated Current	6.3 A


### CONNECTION SPECIFICATIONS

Type of Connection	Screw Connection
Min. Wire Size	0.5 mm <sup>2</sup>
Max. Wire Size	2.5 mm <sup>2</sup>
Min. Wire Size(AWG)	30 AWG
Max. Wire Size(AWG)	14 AWG
Wire Stripping Length	8.3 mm
Torque	0.5 Nm
Torque	4.5 lb-in

### ORDERING INFORMATION

CAT. NO.	DESCRIPTION	NO. OF CHN.	DIM. DET.	STD. PACK
IMERSF1/24 D400A3	1CH 24VDC IN 400VAC OUT 3A SSR Module With Output Fuse & Base (Pluggable Relay)Rail Mount	1	23 X 120 X 74	1
IMERSF2/24 D400A3	2CH 24VDC IN 400VAC OUT 3A SSR Module With Output Fuse & Base (Pluggable Relay)Rail Mount	2	39 X 120 X 74	1

IMERSF<sub>xx</sub>/24D4  
00A3



**connectwell**  
THE RIGHT CONNECTION

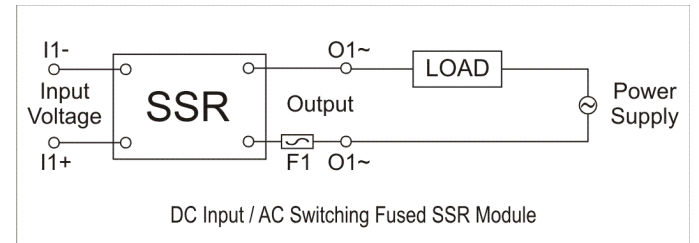
**ORDERING INFORMATION**

CAT. NO.	DESCRIPTION	NO. OF CHN.	DIM. DET.	STD. PACK
IMERSF4/24 D400A3	4CH 24VDC IN 400VAC OUT 3A SSR Module With Output Fuse & Base (Plugable Relay)Rail Mount	4	69 X 120 X 74	1
IMERSF8/24 D400A3	8CH 24VDC IN 400VAC OUT 3A SSR Module With Output Fuse & Base (Plugable Relay)Rail Mount	8	130 X 120 X 74	1
IMERSF16/2 4D400A3	16CH 24VDC IN 400VAC OUT 3A SSR Module With Output Fuse & Base (Plugable Relay)Rail Mount	16	252 X 120 X 74	1
IMERF1/24D 400A3	1CH 24VDC IN 400VAC OUT 3A SSR Module With Output Fuse & Soldered Relay Rail Mount	1	23 X 120 X 74	1
IMERF2/24D 400A3	2CH 24VDC IN 400VAC OUT 3A SSR Module With Output Fuse & Soldered Relay Rail Mount	2	39 X 120 X 74	1
IMERF4/24D 400A3	4CH 24VDC IN 400VAC OUT 3A SSR Module With Output Fuse & Soldered Relay Rail Mount	4	69 X 120 X 74	1
IMERF8/24D 400A3	8CH 24VDC IN 400VAC OUT 3A SSR Module With Output Fuse & Soldered Relay Rail Mount	8	130 X 120 X 74	1
IMERF16/24 D400A3	16CH 24VDC IN 400VAC OUT 3A SSR Module With Output Fuse & Soldered Relay Rail Mount	16	252 X 120 X 74	1

**ACCESSORIES**

IMAGES	CAT. NO.	DESCRIPTION	STD. PACK
	CA509/K2	Marking Tag Blank suitable for CDL4U / CDL4U (I.S) / CTL2.5U / CTL2.5UH / CTL2.5UL / CTL2.5HUL / CTL2.5U (I.S) / CTL2.5U (I.S) D2 / CGMT4 / CSFL4U / CSFL4U (L) / CMT4 / CMB4 / ASF4 / ASF4 (L) / CTS2.5 (	100
	SCSO.5/3	Electricians Screwdriver for slotted screws	10
	IMACC/ER24D400A3	SSR 24VDC IN 400VAC OUT	1

**CIRCUIT DIAGRAM**



**NOTES**

\* Module Lengths mentioned are for RAIL Mounting option only. The lengths may vary for PANEL Mounting.  
\*\* PANEL Mounting relay modules are available on request. Please use the suffix - P with the cat. no. for ordering.

**ACCESSORIES**

IMAGES	CAT. NO.	DESCRIPTION	STD. PACK
	CA501-1M	Din 32 Rail unslotted 1 meter	50
	CA501-1M-S	Din 32 Rail slotted 1 meter	50
	CA501-2M	Din 32 Rail unslotted 2 meter	50
	CA501-2M-S	Din 32 Rail slotted 2 meter	50
	CA701-1M	Din 35 Rail unslotted 1 meter	50
	CA701-2M	Din 35 Rail unslotted 2 meter	50
	CA701-2M-S	Din 35 Rail slotted 2 meter	50
	CA701-1M-S	Din 35 Rail slotted 1 meter	50
	CA701-15-1M	Din 35 Rail 15 deep unslotted 1 meter	50
	CA701-15-1M-S	Din 35 Rail 15 deep slotted 1 meter	50
	CA701-15-2M	Din 35 Rail 15 deep unslotted 2 meter	50
	CA701-15-2M-S	Din 35 Rail 15 deep slotted 2 meter	50