


# IMERSxx/05D 125D2



**connectwell**  
THE RIGHT CONNECTION

## SSR Module 1NO (SPST) 5VDC IN 125VDC OUT 2Amp

- Variety of Operating Voltages.
- Low Drive Current (20 mA)
- 2500V Dielectric Strength
- LED Status Indicator
- Photo Isolation -Built-In Snubber (AC Output)
- Zero Cross Turn-On (AC Output)
- Bipolar Transistor / MOSFET Output(DC Output)
- Mounting options available:DIN Rail Mounting & Panel Mounting
- Easy to replace pluggable SSR.
- Replaceable fuses with simple to operate Horizontal Fuse holders
- Fast Blow & Slow Blow Fuses available as standard
- Fuse rating from 0.1 A to 6.3 A.

### TECHNICAL DATA

Bussing Possibility	By using spare jumpers.
Supply Voltage Indication	3mm Red LED
Ambient Operating Temperature	-20 to 50 °C
Mounting Possibility	DIN32 / DIN35 / DIN35-15 / PANEL
Housing Material	PVC / V0 Grade
Housing Colour	Green
Rated Input voltage	5 VDC
Rated output voltage	Upto125 VDC

### RELAY INPUT / COIL SPECIFICATIONS

Maximum Input Current	20 mA
Must Operate Voltage	4 VDC
Must Release Voltage	1 VDC
Maximum Reverse Voltage Protection	-6 V

### RELAY OUTPUT/CONTACT SPECIFICATIONS

Contact Type	1 NO (SPST)
Load Current Range	0.1 to 2A
Load Voltage Range	3 to 125 VDC
Maximum On State Voltage Drop	1.5 V
Maximum Transient Voltage	125 Vpk
Maximum Leakage Current	0.1 mA
Maximum Surge Current	10 times of rated current
Turn-Off Time	1 ms
Turn-On Time (0 Cross Turn On)	1 ms

### CONNECTION SPECIFICATIONS

Type of Connection	Screw Connection
Min. Wire Size	0.5 mm <sup>2</sup>
Max. Wire Size	2.5 mm <sup>2</sup>
Min. Wire Size(AWG)	30 AWG


### CONNECTION SPECIFICATIONS

Max. Wire Size(AWG)	14 AWG
Wire Stripping Length	8.3 mm
Torque	0.5 Nm
Torque	4.5 Nm

### ORDERING INFORMATION

CAT. NO.	DESCRIPTION	NO. OF CHN.	DIM. DET.	STD. PACK
IMERS1/05 D125D2	1CH 5VDC IN 125VDC OUT 2A SSR Module With Base (Pluggable Relay)Rail Mount	1	23 X 88 X 74	5
IMERS2/05 D125D2	2CH 5VDC IN 125VDC OUT 2A SSR Module With Base (Pluggable Relay)Rail Mount	2	45 X 88 X 74	1
IMERS4/05 D125D2	4CH 5VDC IN 125VDC OUT 2A SSR Module With Base (Pluggable Relay)Rail Mount	4	79 X 88 X 74	1
IMERS8/05 D125D2	8CH 5VDC IN 125VDC OUT 2A SSR Module With Base (Pluggable Relay)Rail Mount	8	148 X 88 X 65	1
IMERS16/05 D125D2	16CH 5VDC IN 125VDC OUT 2A SSR Module With Base (Pluggable Relay)Rail Mount	16	289 X 88 X 74	1
IMER1/05D1 25D2	1CH 5VDC IN 125VDC OUT 2A SSR Module With Soldered Relay Rail Mount	1	23 X 88 X 74	1
IMER2/05D1 25D2	2CH 5VDC IN 125VDC OUT 2A SSR Module With Soldered Relay Rail Mount	2	39 X 88 X 74	1
IMER4/05D1 25D2	4CH 5VDC IN 125VDC OUT 2A SSR Module With Soldered Relay Rail Mount	4	79 X 88 X 74	1
IMER8/05D1 25D2	8CH 5VDC IN 125VDC OUT 2A SSR Module With Soldered Relay Rail Mount	8	148 X 88 X 65	1
IMER16/05D 125D2	16CH 5VDC IN 125VDC OUT 2A SSR Module With Soldered Relay Rail Mount	16	289 X 88 X 74	1

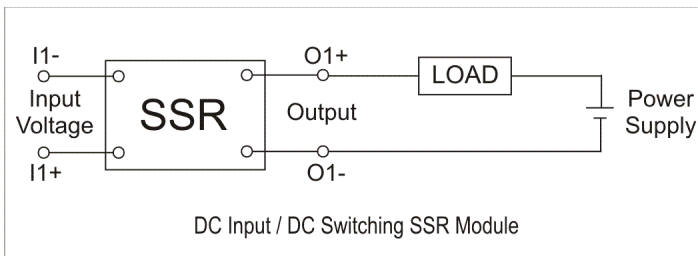
# IMERSxx/05D 125D2



## ACCESSORIES

IMAGES	CAT. NO.	DESCRIPTION	STD. PACK
	CA501-1M	Din 32 Rail unslotted 1 meter	50
	CA501-1M-S	Din 32 Rail slotted 1 meter	50
	CA501-2M	Din 32 Rail unslotted 2 meter	50
	CA501-2M-S	Din 32 Rail slotted 2 meter	50
	CA701-1M	Din 35 Rail unslotted 1 meter	50
	CA701-2M	Din 35 Rail unslotted 2 meter	50
	CA701-2M-S	Din 35 Rail slotted 2 meter	50
	CA701-1M-S	Din 35 Rail slotted 1 meter	50
	CA701-15-1M	Din 35 Rail 15 deep unslotted 1 meter	50
	CA701-15-1M-S	Din 35 Rail 15 deep slotted 1 meter	50
	CA701-15-2M	Din 35 Rail 15 deep unslotted 2 meter	50
	CA701-15-2M-S	Din 35 Rail 15 deep slotted 2 meter	50
	CA509/K2	Marking Tag Blank suitable for CDL4U / CDL4U(I.S) / CTL2.5U / CTL2.5UH / CTL2.5UL / CTL2.5HUL / CTL2.5U(I.S) / CTL2.5U(I.S)D2 / CGMT4 / CSFL4U / CSFL4U(L) / CMT4 / CMB4 / ASF4 / ASF4(L) / CTS2.5(	100
	SCS0.5/3	Electricians Screwdriver for slotted screws	10
	IMACC/ER05D125D2	SSR 5VDC IN 125VDC OUT	1

## CIRCUIT DIAGRAM



## NOTES

- \* Module Lengths mentioned are for RAIL Mounting option only. The lengths may vary for PANEL Mounting.
- \*\* PANEL Mounting relay modules are available on request. Please use the suffix -P with the cat. no. for ordering.